

The Enviro Westport Freestanding Gas Stove



Medium Freestanding
Gas Stove

Enviro Westport Freestanding Gas Stove



The Enviro Westport Gas Stove

The high efficiency Westport combines a classic body design, romantic dancing flames, and a realistic logset to create the best cast iron heater available.

Porcelain colors available:

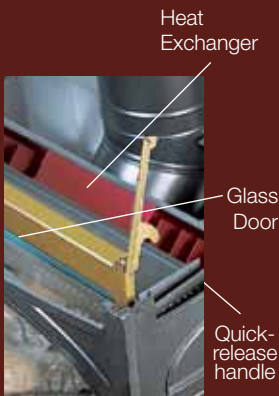
-  Antique White
-  Inferno Red
-  Diamond Black
-  Antique Chestnut




Clip-on fire screen



The control panel is conveniently located near the stove top to allow easy access to all controls. It incorporates a smooth and sophisticated battery powered electronic ignition system for simple single-handed lighting.



The Westport features a heavy-duty heat exchanger and quick release glass door system for easy cleaning.



EnerGuide is a Canadian Government regulated efficiency rating.



SPECIFICATIONS

	Top & Rear Vent	
BTU/H (KW/H) Input Max.	NG	30,000 (8.8)
	LP	26,500 (7.8)
BTU/H (KW/H) Input Min.	NG	17,500 (5.0)
	LP	12,000 (3.5)
Area Heated*	1600 ft ² (149 m ²)	
Efficiency**	71%	
A.F.U.E.	63%	
EnerGuide FE Rating (CDN)	60% (LP)	

CLEARANCE TO COMBUSTIBLES

Side wall to stove	11" (28 cm)
Rear wall to stove	2.5" (6 cm)
Corner clearance	2.5" (6 cm)
Alcove depth	24" Width 48", Height 60"

*Certain exclusions apply. Due to on-going product development, product appearances and specifications are subject to change without notice. ** Efficiency and area heated will vary according to gas type and venting. Approved for sale in Canada and the United States.

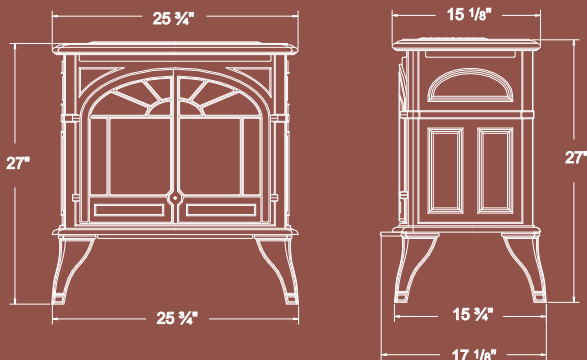
STANDARD FEATURES

- 50% heat control turn down valve
- Field conversion kit NG to LP
- Thermostat or remote compatible
- Ceramic log set
- 5mm ceramic glass
- Heavy duty heat exchanger
- Metallic black paint
- Easy access controls
- Battery powered electronic ignition system
- "EmberGlo" stainless steel burner system
- Cast iron body and legs
- Cast iron opening doors
- Direct vent system
- Quick release glass door system
- Top vent / rear vent convertible

OPTIONS

- 180 CFM variable speed fan
- Fire screen
- 4 porcelain enamel colors –
Antique White, Antique Chestnut, Inferno Red and Diamond Black
- B Vent Adaptor

Westport in Antique Chestnut



Please share and recycle this brochure

